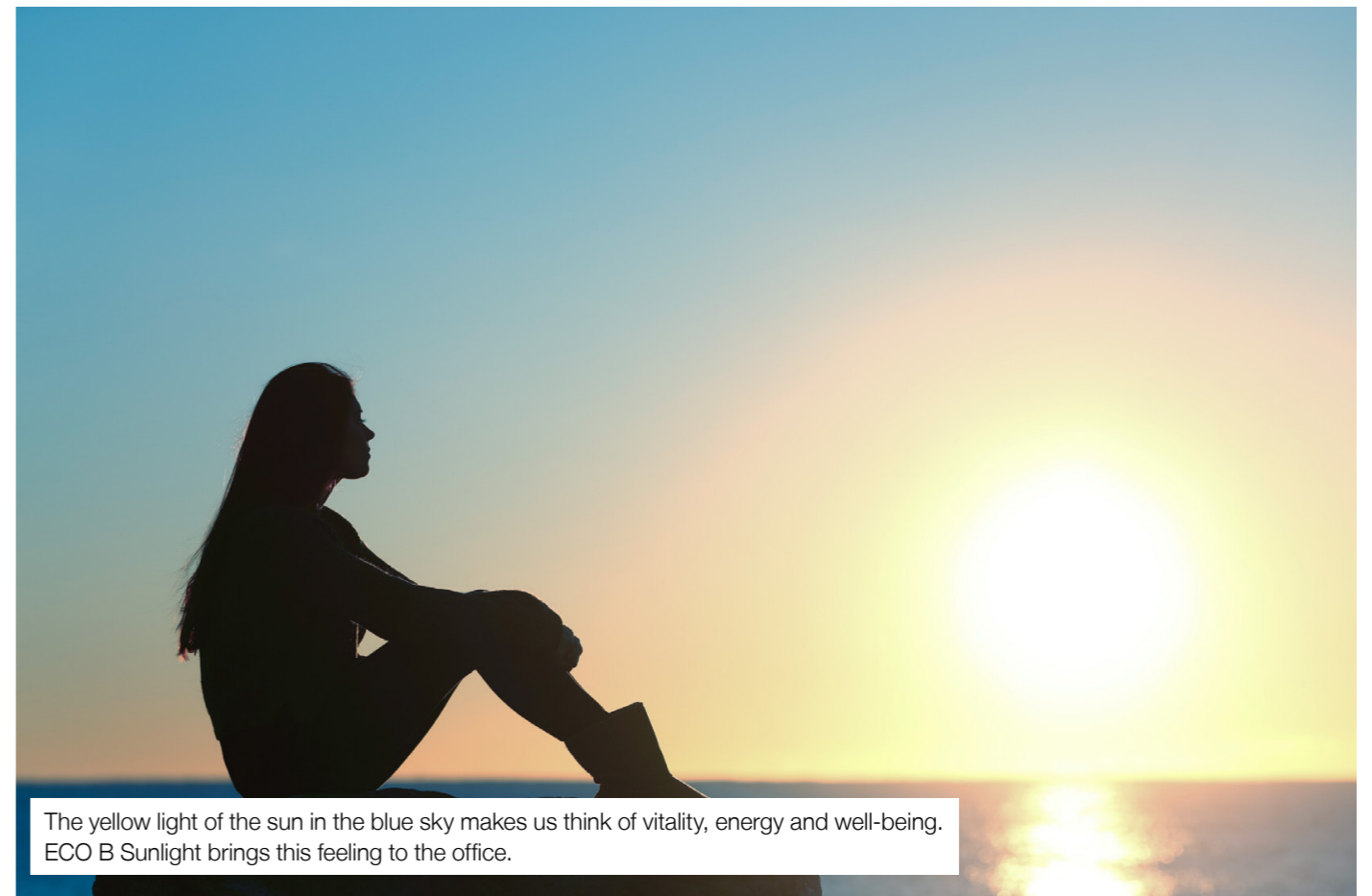




ECO B Sunlight

ECO B Sunlight

INCREASES WELL-BEING AND REDUCES ENERGY CONSUMPTION IN THE OFFICE



The yellow light of the sun in the blue sky makes us think of vitality, energy and well-being. ECO B Sunlight brings this feeling to the office.

THE YELLOW LIGHT OF THE SUN IN THE BLUE SKY

ECO B Sunlight combines a 5000K component of indirect blue-tinted light and a 3000K component of direct yellow-tinted light. The indirect light immerses the ceiling in a stimulating blue, recreating the afternoon sky inside the room. The direct light bathes the desks in a warm 3000K and feels like an energising ray of sunshine.

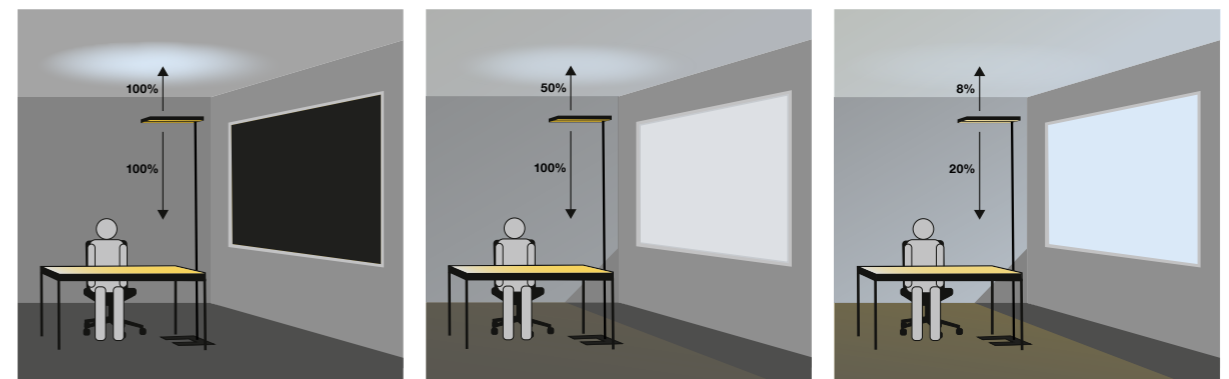


SENSONIC EDR – AUTOMATIC LIGHT CONTROL FOR MAXIMUM EFFICIENCY AND EASE OF USE

With a luminous efficiency of 157lm/W, ECO B Sunlight is one of the most efficient office floor lamps on the market. The SENSONIC light control system, optimised to suit the individual application, and the asynchronous light regulator EDR, increase efficiency by as much as an extra 35% when operating as normal at partial loads.

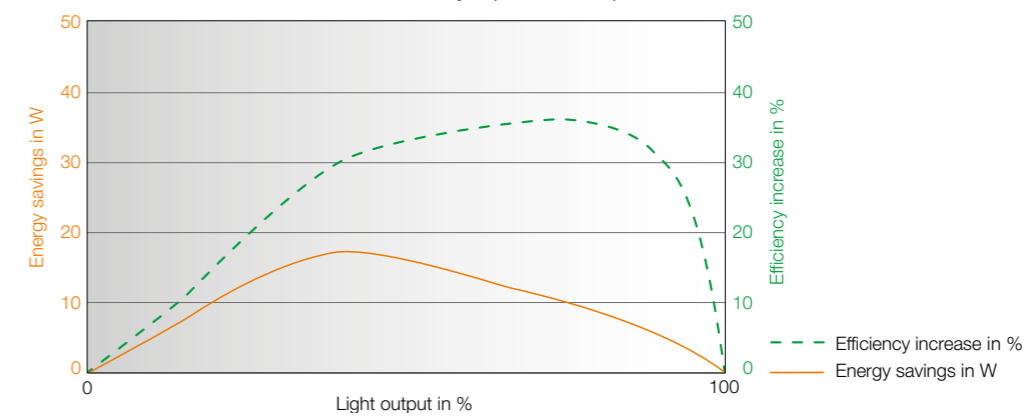


How the SENSONIC light control system works



How the EDR asynchronous light regulator works

How SENSONIC EDR increases efficiency in partial load operation



MODEL OVERVIEW

MODELS VERSIONS

MODELS VARIANTS

Types of luminaires	Lamp height	Switch position	P	Nd	Ni	∅ Ng
Luminaire for 1 workplace left	1870mm	Lamp head	75.1 W	1272lm (12%)	9326lm (88%)	10598lm (100%)
Luminaire for 1 workplace left	1870mm	Lamp head & Stand tube	75.1 W	1272lm (12%)	9326lm (88%)	10598lm (100%)
Luminaire for 1 workplace left	2035mm	Lamp head	75.1 W	1272lm (12%)	9326lm (88%)	10598lm (100%)
Luminaire for 1 workplace left	2035mm	Lamp head & Stand tube	75.1 W	1272lm (12%)	9326lm (88%)	10598lm (100%)
Luminaire for 1 workplace right	1870mm	Lamp head	75.1 W	1272lm (12%)	9326lm (88%)	10598lm (100%)
Luminaire for 1 workplace right	1870mm	Lamp head & Stand tube	75.1 W	1272lm (12%)	9326lm (88%)	10598lm (100%)
Luminaire for 1 workplace right	2035mm	Lamp head	75.1 W	1272lm (12%)	9326lm (88%)	10598lm (100%)
Luminaire for 1 workplace right	2035mm	Lamp head & Stand tube	75.1 W	1272lm (12%)	9326lm (88%)	10598lm (100%)
Luminaire for 2 workplaces	1870mm	Lamp head	82.5 W	2640lm (20%)	10310lm (80%)	12950lm (100%)
Luminaire for 2 workplaces	1870mm	Lamp head & Stand tube	82.5 W	2640lm (20%)	10310lm (80%)	12950lm (100%)
Luminaire for 2 workplaces	2035mm	Lamp head	82.5 W	2640lm (20%)	10310lm (80%)	12950lm (100%)
Luminaire for 2 workplaces	2035mm	Lamp head & Stand tube	82.5 W	2640lm (20%)	10310lm (80%)	12950lm (100%)
Luminaire for 4 workplaces	1870mm	Lamp head	82.5 W	2640lm (20%)	10310lm (80%)	12950lm (100%)
Luminaire for 4 workplaces	1870mm	Lamp head & Stand tube	82.5 W	2640lm (20%)	10310lm (80%)	12950lm (100%)
Luminaire for 4 workplaces	2035mm	Lamp head	82.5 W	2640lm (20%)	10310lm (80%)	12950lm (100%)
Luminaire for 4 workplaces	2035mm	Lamp head & Stand tube	82.5 W	2640lm (20%)	10310lm (80%)	12950lm (100%)

For further informations see: www.alteme.ch

LEGAL NOTICE

Alteme Licht AG
Gysulastrasse 21
CH-5000 Aarau

Issue: May 2019

